



# TLL.360 Guide

---

TLL'S ONLINE LEARNING PLATFORM

**THE LEARNING LAB**

## What is TLL.360?

TLL.360 is where all online learning at The Learning Lab takes place. It is an online learning platform provided to your child as part of his or her TLL programme.

Powered by Canvas, TLL.360 is the same platform that Ivy League schools and many other world-leading universities are using for online learning.

### What can my child do on TLL.360?

Your child can access all online lessons, learning materials and homework through TLL.360.

Our content and worksheets on TLL.360 are fully developed in-house by our dedicated team of curriculum specialists.

In addition, your child can use TLL.360 as a channel for communicating with his/her teacher through the Inbox function, discussions and homework assignment submissions.

### Can my child access and print his/her worksheets from TLL.360?

Yes. Starting from Term 1 – 2021 (Wednesday, 9 December), your child's worksheets will be available on TLL.360 for our core programmes.

Do note that all our content and worksheets on TLL.360 are protected by a Digital Rights Management system.

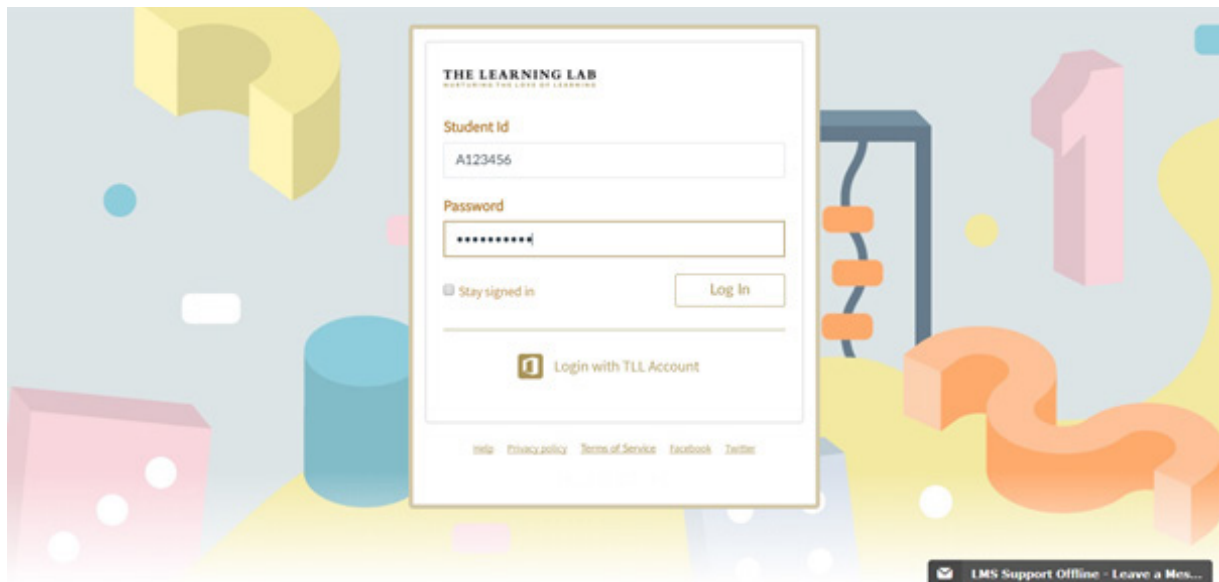
The system employs watermarks and other encryption security measures to prevent unauthorised distribution of our intellectual property.

### Where can I access my child's login details?

You will receive your child's TLL.360 login details via email 1 to 2 days after class acceptance. If you have lost the login details, you may drop us an email at [tll360@thelearninglab.com.sg](mailto:tll360@thelearninglab.com.sg).

Please note that the new courses will only appear 7 days before the first class.

## Logging into TLL.360



1

Login via  
tll.instructure.com.

2


Enter your child's  
Student ID and password.

If your child is logging in  
for the first time, the  
default password is  
the parent's preferred  
contact number.

(E.g. If your preferred  
contact number is  
9123 4567, the password  
would be 91234567)

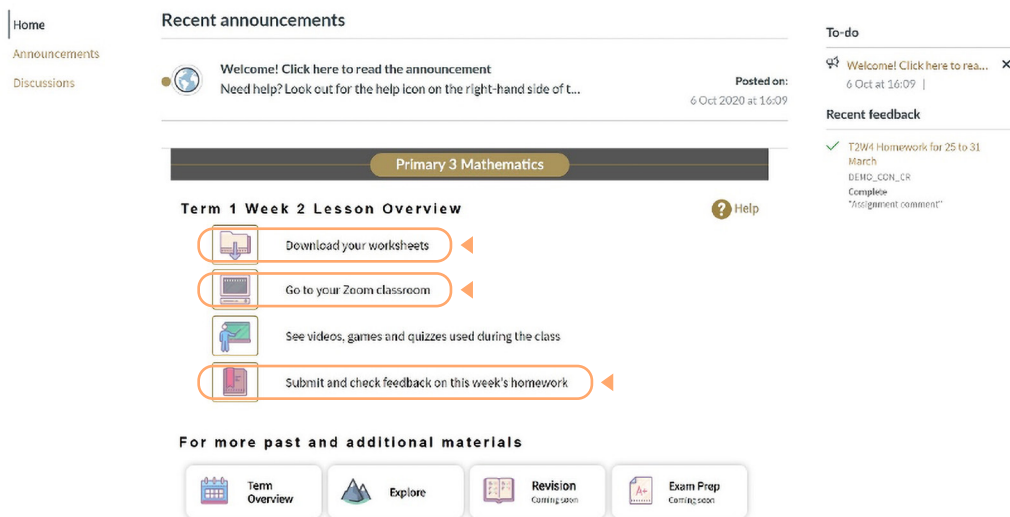
3

Click on the  
"Log In" button.



4

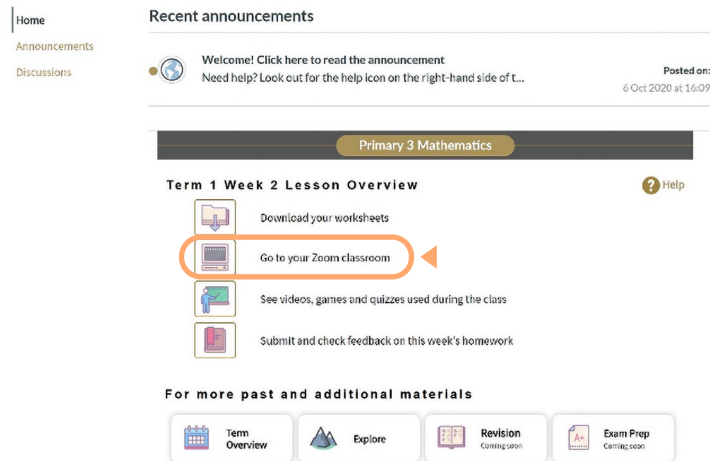
To see your child's courses, select 'Card View'.



5

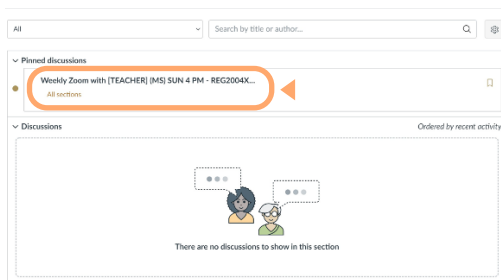
Click the buttons on this page to navigate to different parts of your course.

# Accessing Your Child's Zoom Lessons



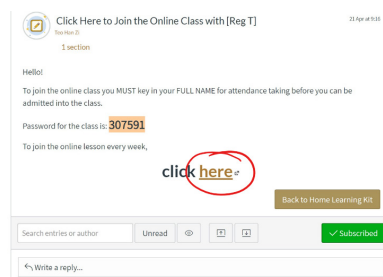
1

First, click the “Go to your Zoom classroom” button.



2

Click the title which shows your child's class details.



3

There will be a post with instructions on how to join the class and the password needed to enter. Click “Here” when it is time for class!

4

Choose to join either from the web browser or the Zoom app.

### Web Browser (limited Zoom features)

Key in your child's name and the password provided.

Join a Meeting

Your Name

Tan Liming, Caleb

☐ I'm not a robot

reCAPTCHA  
Privacy - Terms

Join

If your child is using the web browser, he or she will not be able to access features such as polls and annotations.

### Zoom app without Zoom Account

After clicking "Open Zoom Meeting", a prompt from the Zoom client will appear.

#### Enter your name and the meeting password

Tan Liming, Caleb

Meeting password

### Zoom app with Zoom Account

Your child's Zoom account should display his or her full name.

To change this, your child can go to **<https://zoom.us/profile>**.

or

Log out of Zoom in the desktop **before** joining the class to see **this prompt.**

## What are the minimum requirements to access TLL.360?

### Web Browsers

TLL.360 supports the latest versions of the following web browsers:

- ✓ Chrome
- ✓ Firefox
- ✓ Safari
- ✓ Edge (Windows only)

### Desktop Operating Systems

TLL.360 supports the latest versions of the following operating systems:

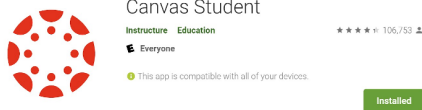
- ✓ Windows 7 and newer
- ✓ Mac OSX 10.10 and newer
- ✓ Linux - ChromeOS

## Can my child access TLL.360 on his/her phone?

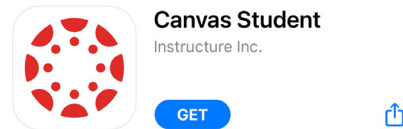
We recommend accessing TLL.360 through a device with a larger screen such as a desktop, laptop or tablet for an optimal learning experience.

On a mobile device, your child may log into TLL.360 using the Canvas Student app. This is how the app looks like:

On Android



On iOS



Then search for "The Learning Lab" on the Canvas Student app.

Log in with the same details provided for the web browser.

